

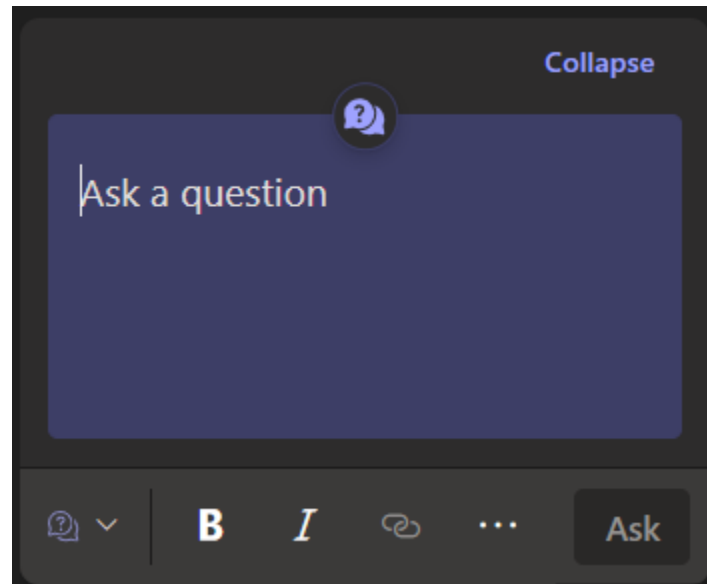
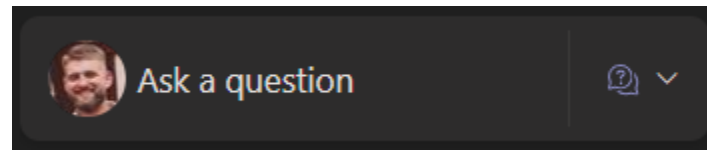
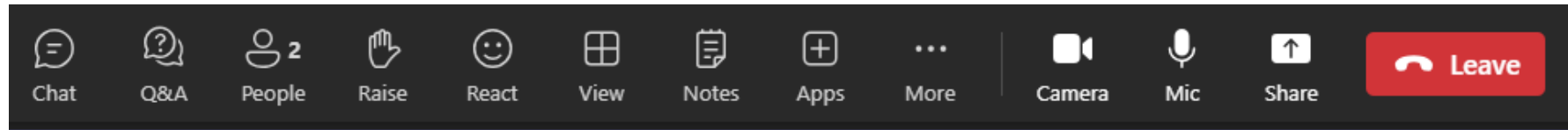
EULAR 2024

Reccomendations for
effective abstract
presentation:
Case Reports

12 – 15 June 2024
Vienna, Austria



MS Teams interface



EULAR 2024 Abstracts at a glance



5249

Total Submissions
(New record!)



334

Oral Presentations
6.4%



454

Poster Tours
8.6%



1062

Poster Views
20.2%



1735

Publication only
33.1%



1664

Rejected
31.7%

559

Case Reports

10

Case Reports

10

Case Reports

33

Case Reports

0

Case Reports

506

Case Reports

Presentation types

Oral Presentation	Poster Tour	Poster View
<p>Oral Presentations are set talks in which the presenter is given the stage to discuss their work with the entire audience who attends a particular session.</p>	<p>Poster Tours are Poster Presentations where a small audience is taken from poster to poster and the presenter formally presents their poster.</p>	<p>Poster View Presentations are the 'classic' conference poster presentation: the author stands by their work for the entirety of the session and discusses their work with other delegates who attend the session</p>
<p>Time allocated for Oral Presentations: 7 mins presentation and 3 mins for questions</p>	<p>Time allocated for Poster Tours: 4 mins poster presentation + 2 mins for questions</p>	<p>Time allocated for Poster Views: No set presentation. Author stands by their work for the whole session.</p>

Presentation types

Poster View

Poster View Presentations are the 'classic' conference poster presentation: the author stands by their work for the entirety of the session and discusses their work with other delegates who attend the session

Time allocated for Poster Views:
No set presentation. Author stands by their work for the whole session.

Please note:

There was an error in the mass mail notifications that were sent out, which stated that **Poster View** presentations had a 4-minute presentation. **This was an error and is not correct.**

Poster View presentations do not have a formal presentation time. The presenter will stand by their work and discuss with other delegates of the Congress.

Important dates for presenters

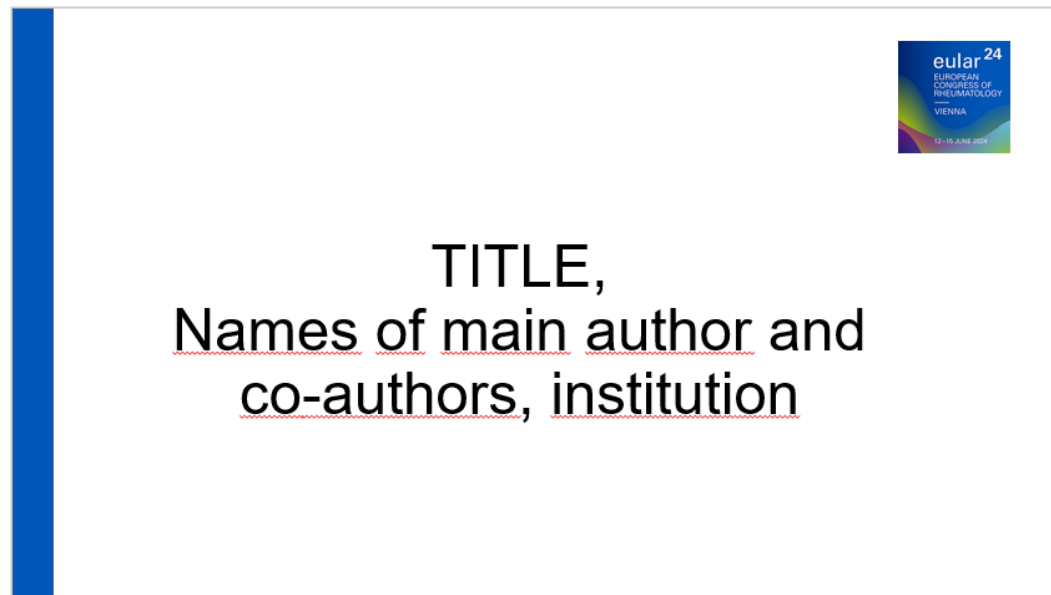
When	Milestone
26 May 23:59 CEST	Deadline for presenter registration
31 May 23:59 CEST	Presentation upload deadline


Templates

Templates for **Oral and Poster presentations** are available on the EULAR Congress website

- EULAR Congress > Resources > Abstract Guidelines And Presentation Templates
- Please use these or use them as a guide as you create your presentation(s).

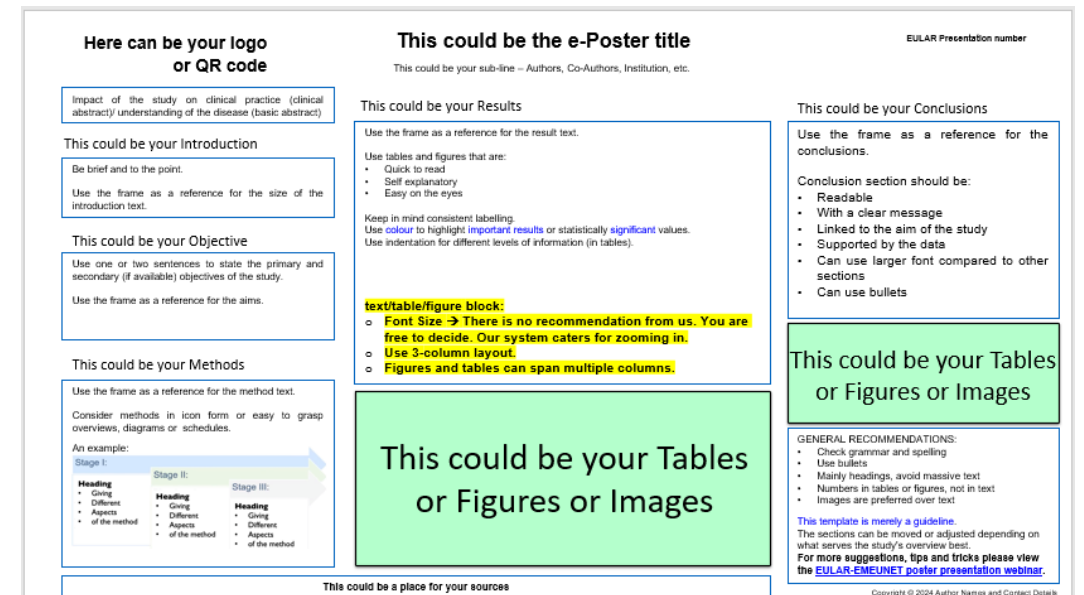
Oral Presentation Template (first slide)





TITLE,
 Names of main author and
 co-authors, institution

Poster Presentation Template



Here can be your logo or QR code

This could be the e-Poster title
 This could be your sub-line – Authors, Co-Authors, Institution, etc.

EULAR Presentation number

This could be your Introduction
 Be brief and to the point.
 Use the frame as a reference for the size of the introduction text.

This could be your Objective
 Use one or two sentences to state the primary and secondary (if available) objectives of the study.
 Use the frame as a reference for the aims.

This could be your Methods
 Use the frame as a reference for the method text.
 Consider methods in icon form or easy to grasp overviews, diagrams or schedules.
 An example:
 Stage I: Stage II: Stage III: →

Heading	Heading	Heading
• Giving	• Giving	• Giving
• Different	• Different	• Different
• Aspects	• Aspects	• Aspects
• of the method	• of the method	• of the method

This could be your Results
 Use the frame as a reference for the result text.
 Use tables and figures that are:
 • Quick to read
 • Self explanatory
 • Easy on the eyes
 Keep in mind consistent labelling.
 Use colour to highlight important results or statistically significant values.
 Use indentation for different levels of information (in tables).
text/table/figure block:
 o Font Size → There is no recommendation from us. You are free to decide. Our system caters for zooming in.
 o Use 3-column layout.
 o Figures and tables can span multiple columns.

This could be your Conclusions
 Use the frame as a reference for the conclusions.
 Conclusion section should be:
 • Readable
 • With a clear message
 • Linked to the aim of the study
 • Supported by the data
 • Can use larger font compared to other sections
 • Can use bullets

This could be your Tables or Figures or Images


GENERAL RECOMMENDATIONS:
 • Check grammar and spelling
 • Use bullets
 • Mainly headings, avoid massive text
 • Numbers in tables or figures, not in text
 • Images are preferred over text
 This template is merely a guideline.
 The sections can be moved or adjusted depending on what serves the study's overview best.
 For more suggestions, tips and tricks please view the [EULAR-EMEUNET poster presentation webinar](#).


This could be a place for your sources

Copyright © 2024 Author Names and Contact Details

How to structure your talk

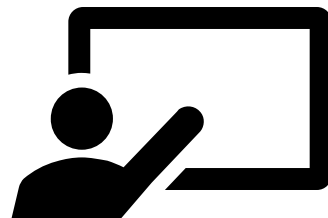
Background 

Case presentation 

Learning points for clinical practice 

Background


- The 'Background' section is very similar to the 'Introduction' of a scientific paper.
- Here you provide the **context of the research/disease**, present what is known about your case and put why your case is interesting into context. This will also serve as a way to get the audience's attention.
- You are presenting to an informed audience, so assume they understand the topic already but highlight the nuances: jump straight to the exciting bit of your research!



Case presentation

Simply put, give the most pertinent details of your case.

- What is the normal course of treatment for this type of case?
- Did normal treatment not work? Were novel treatments administered?
- What makes this case interesting?



Learning points for clinical practice

- What should clinicians be aware of, as a result of your case report?
- What are the next steps in this line of care? Is there an avenue for research focusing on your treatment?



General guidelines

Please refer to the [Oral Abstract Guidelines](#) or [Poster Presentation Guidelines](#) for detailed guidelines.

- Please ensure you keep to your allotted time. The Chair of your session will stop you if you exceed this.
- Introduce yourself to the Chair before the start of your session, and share details of your Case Report
- If you have a Poster View presentation, please ensure you are by your poster during your allotted slot.
- The inclusion of trade names/brand names are **not** allowed.
- Please use standard Windows PC font types and follow guidelines on making your presentation [accessible](#).

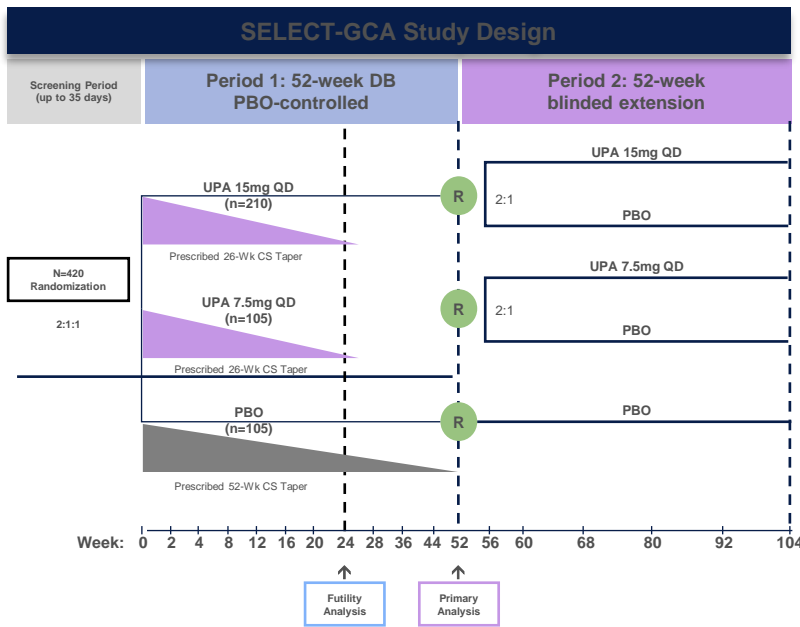
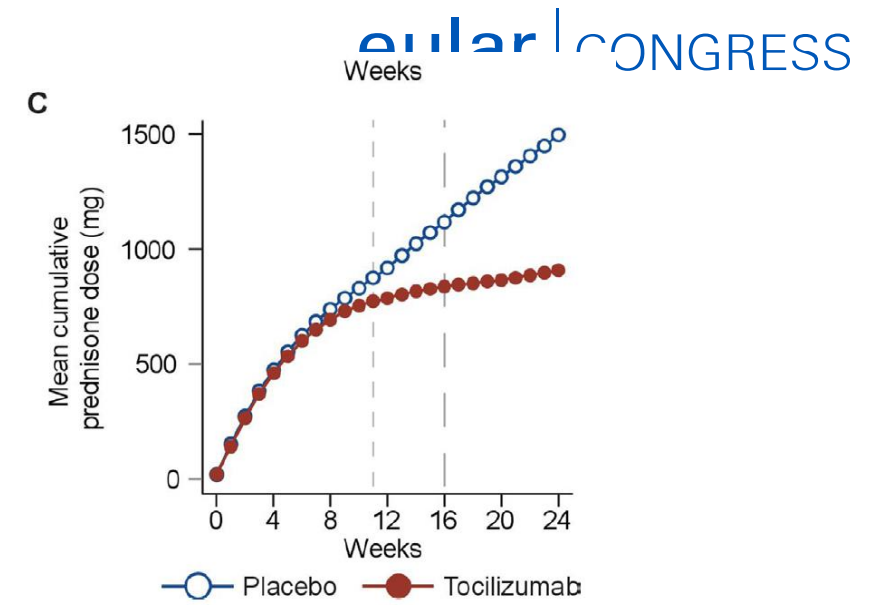
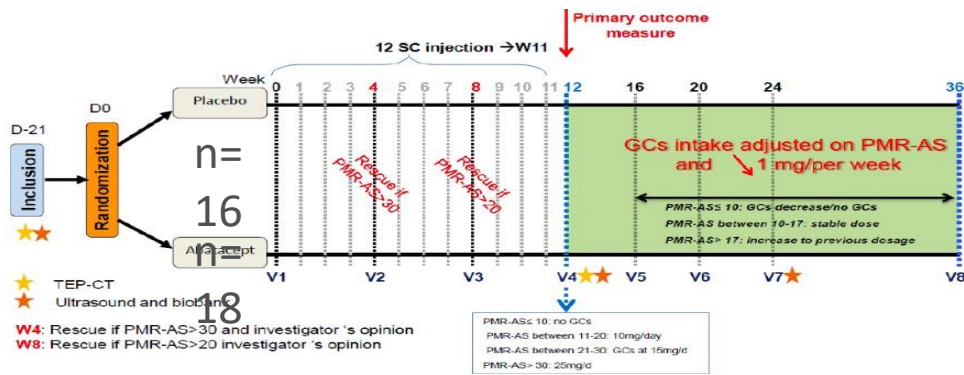
Presentation Tips

DOs	DON'Ts
Plan the structure and tell the story of your case report	Create text heavy slides which distract the audience
Font size at least 18, ideally between 20 and 30 for text	Just read off the slide or poster
A maximum of 7 bullet points per slide and use animations to highlight bullet points one at a time	Try to fit in more content in than you have time for.
Avoid capital letters only and strange formats	Don't overuse animations or 'busy' design features
Explain figures/pictures, use the cursor/pointer	

Example: Ultrasound for Sjögren Syndrome eular | CONGRESS

- Ultrasound increases sensitivity of ACR-EULAR classification criteria, while specificity remains high Le Goff et al. Arthritis Res Ther. 2017 Dec;19(1):269
- high US score at baseline associated with absence of a response to RTX after 6 months Cornec D, PLoS ONE 11(9): e0162787. 2016
- high US score associated with lower efficacy of symptomatic xerostomia treatment Takagi et al. Rheumatology 2016;55:237_245
- US findings at salivary glands improved after RTX but not after placebo treatment Jousse Joulin S Arthritis Rheum Vol. 67, No. 6, June 2015, pp 1623–1628; Fisher BA, et al. Ann Rheum Dis 2018;77:412–416

ULTRASOUND FOR SJÖGREN SYNDROME



Target Population (≥ 50 years)

- Active new onset or relapsing GCA who previously received high dose GC and receiving ≥ 20 mg/day prednisone
- Previous IL-6i exposure allowed if ≥ 4 weeks prior but cannot have experienced inadequate response to IL-6i

Primary Endpoint

Proportion of subjects achieving *sustained remission* at Week 52, defined as:

- Absence of GCA signs, symptoms (Week 12-52)
- Adherence to GC taper regimen

Period 2: Re-randomized based on type of remission achieved at Week 52

R1 = Sustained remission for 24 consecutive weeks prior to Week 52
 - UPA arms: subject will be re-randomized
 - PBO arm: subject will remain on PBO

R2 = Remission at Week 52 only
 - subject continues with Period 1 treatment assignment

BLA BLA BLA

BLA BLA BLA

Best Oral Case Reports

Selection of EULAR's best case of the year

- Among orally presented cases, the best case report of the year will be selected during the session by the attendees using the voting system of the EULAR Congress App.

Thank you for listening, any questions?

**We look forward to welcoming
you to Vienna!**



SEE YOU 2024 IN **VIENNA**

eular²⁴
EUROPEAN
CONGRESS OF
RHEUMATOLOGY
—
VIENNA
12 – 15 JUNE

The billboard features a vibrant, abstract background with wavy, overlapping shapes in shades of green, blue, and yellow, all rendered with a fine halftone dot pattern. The text is positioned in the lower half of the billboard, with the main message in large, bold, blue letters and the event details in smaller, black text on the right side.